



Pathfinder™

Fund Update

Pathfinder Managed Investment Scheme *Global Responsibility Fund*

For the quarter end 31 March 2023
First made publicly available 3 May 2023



Fund Update for: the Pathfinder Managed Investment Scheme Pathfinder Global Responsibility Fund

Quarter ended 31 March 2023

This fund update was first made publicly available on 3 May 2023.

What is the purpose of this update?

This document tells you how the **Pathfinder Global Responsibility Fund** has performed and what fees were charged. The document will help you to compare the fund with other funds. Pathfinder Asset Management Limited prepared this update in accordance with the Financial Markets Conduct Act 2013. This information is not audited and may be updated.

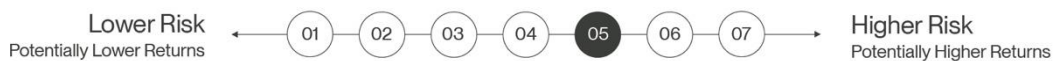
Description of this fund

This Fund currently invests in international equities and listed property through Pathfinder's wholesale Responsible Investment Fund which (1) targets a portfolio of 200 companies and (2) applies ethical investment screens. Direct shares and ETFs may also be held.

Total value of the fund	\$73,458,393.48
Date the fund started	2 October 2017

What are the risks of investing?

Risk indicator for the Pathfinder Global Responsibility Fund:



The risk indicator is rated from 1 (low) to 7 (high). The rating reflects how much the value of the fund's assets goes up and down. A higher risk generally means higher potential returns over time, but more ups and downs along the way.



To help you clarify your own attitude to risk, you can seek financial advice or work out your risk profile at <https://sorted.org.nz/tools/investor-profiler/>.

Note that even the lowest category does not mean a risk-free investment, and there are other risks that are not captured by this rating.

This risk indicator is not a guarantee of a fund’s future performance. The risk indicator is based on the returns data for the 5-year period 1 April 2018 to 31 March 2023. While risk indicators are usually relatively stable, they do shift from time to time. The risk indicator will continue to be updated in future fund updates.

See the Product Disclosure Statement (**PDS**) for more information about the risks associated with investing in this fund.

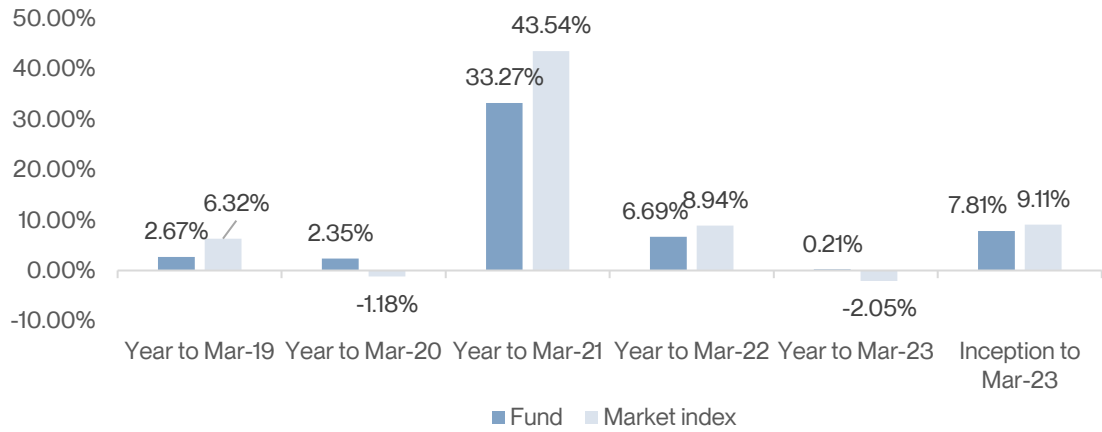
How has the fund performed?

	Average over past 5 years	Past year
Annual return (after deductions for charges and tax)	8.41%	0.21%
Annual return (after deductions for charges but before tax)	9.08%	1.12%
Market index annual return (reflects no deductions for charges and tax)	9.11%	-2.05%

The market index annual return is based on the Morningstar Developed Markets Net Return Index (net of dividends and tax, 50% hedged to NZD)(since 02/10/2017). Additional information about the index is available on the offer register at www.business.govt.nz/disclose (search Offers, using Offer OFR10780, Documents, Other Material Information).



Return Graph



This shows the return after fund charges and tax for each year ending 31 March since the fund started. The last bar shows the average annual return since the fund started, up to 31 March 2023.

Important: this does not tell you how the fund will perform in the future.

Returns in this update are after tax at the highest prescribed investor rate (PIR) of tax for an individual New Zealand resident. Your tax may be lower.



What fees are investors charged?

Investors in the Pathfinder Global Responsibility Fund are charged fund charges. In the year to 31 March 2022 these were:

Pathfinder Global Responsibility Fund	% of net asset value
Total fund charges ¹	0.93%
(which are made up of)	
Total management and administration charges:	0.93%
Including:	
Manager's basic fee	0.32%
Other management and administration charges	0.61%

¹ All amounts exclude any applicable GST

Individual action fees: Investors may also be charged individual action fees for specific actions or decisions (for example, for withdrawing from or switching funds). See the [PDS](#) for more information about those fees.

Small differences in fees and charges can have a big impact on your investment over the long term.

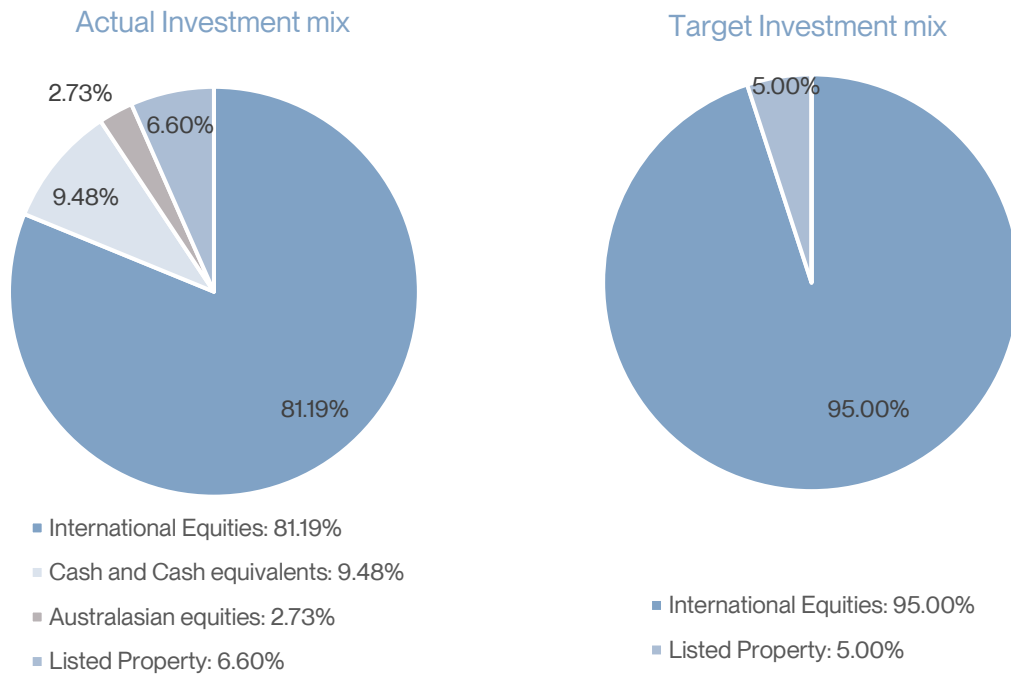
Example of how this applies to an investor

Angela had \$10,000 in the fund at the start of the year and did not make any further contributions. At the end of the year, Angela received a return after fund charges were deducted of \$112 (that is 1.12% of her initial \$10,000). Angela did not pay any other charges. This gives Angela a total return after charges and tax of \$121 for the year.



What does the fund invest in?

This shows the type of assets that the fund invests in



Top 10 investments

Name	% of fund net assets	Type	Country	Credit rating
Cash at Bank-NZD-Westpac	7.79%	Cash and cash equivalents	NZ	AA-
SOLAREEDGE TECHNOLOGIES INC	1.77%	International equities	US	N/A
First Solar Inc	1.73%	International equities	US	N/A
Lam Research Corp	1.69%	International equities	US	N/A



Keyence Corp	1.69%	International equities	JP	N/A
Microsoft Corporation	1.66%	International equities	US	N/A
Asml Holding Nv	1.62%	International equities	NL	N/A
Vestas Wind Systems A/S	1.60%	International equities	DK	N/A
Equinix Inc	1.52%	Listed property	US	N/A
Digital Realty Trust Inc	1.42%	Listed property	US	N/A

The top 10 investments make up 22.49% of the net asset value of the fund.

Currency hedging: Changes in the value of the NZ dollar relative to other currencies can have a big impact on your investment over the long term. The target currency hedging level implemented in the fund is 50% of foreign currency exposures (actual hedging level at 31 March 2023 was 48.58%, this will change over time). The unhedged foreign currency exposure is 46.11 % of the Net Asset Value of the Fund at 31 March 2023.

Key personnel

Name	Current position	Time in position	Previous position	Time in position
John Berry	Chief Executive Officer	14 years	Deutsche Bank - Consultant	4 years, 9 months
Paul Brownsey	Chief Investment Officer	14 years	Deutsche Bank - Director	5 years
Nish Vyas	Director of Private Wealth	3 years, 2 months	Senior Private Banker - BNZ	4 years
Kent Fraser	Chair of Investment Committee	6 years, 6 months		



Further information

You can also obtain this information, the [PDS](#) for Pathfinder Investment Funds, and some additional information from the offer register at www.business.govt.nz/disclose

0800 ETHICAL (384 4225)
pathfinder.kiwi info@pathfinder.kiwi
Level 37, PwC Tower,
15 Customs St West, Auckland, 1010

Signatory of:

