



Pathfinder™

## **Fund Update**

# Pathfinder KiwiSaver Plan *Balanced Fund*

For the quarter end 31 March 2024  
First made publicly available 30 April 2024



## Fund Update

### Pathfinder KiwiSaver Plan - Balanced Fund

Quarter ended 31 March 2024

This fund update was first made publicly available on 30 April 2024.

### What is the purpose of this update?

This document tells you how the **Pathfinder KiwiSaver Balanced Fund** has performed and what fees were charged. The document will help you to compare the fund with other funds. Pathfinder Asset Management Limited prepared this update in accordance with the Financial Markets Conduct Act 2013. This information is not audited and may be updated.

### Description of this Fund

The Fund is an ethical portfolio with a balanced exposure to growth assets and income assets. This Fund's value is likely to fluctuate more than the Pathfinder KiwiSaver Conservative Fund and less than the Pathfinder KiwiSaver Growth Fund.

Total value of the fund	\$85,580,695.10
Number of investors in the fund	2,119
Date the fund started	23 July 2019

### What are the risks of investing?

Risk indicator for the Pathfinder KiwiSaver Balanced Fund:





The risk indicator is rated from 1 (low) to 7 (high). The rating reflects how much the value of the fund’s assets goes up and down. A higher risk generally means higher potential returns over time, but more ups and downs along the way.

To help you clarify your own attitude to risk, you can seek financial advice or work out your risk profile at <https://sorted.org.nz/tools/investor-profiler/>.

Note that even the lowest category does not mean a risk-free investment, and there are other risks that are not captured by this rating.

This risk indicator is not a guarantee of a fund’s future performance. The risk indicator is based on the returns data for the 5 year period from 1 April 2019 to 31 March 2024. While risk indicators are usually relatively stable, they do shift from time to time. The risk indicator will continue to be updated in future fund updates.

See the Product Disclosure Statement (**PDS**) for more information about the risks associated with investing in this fund. Also, see *Note 1* for information on the risk indicator calculation.

## How has the fund performed?

Past year

Annual return (after deductions for charges and tax)	11.79%
Annual return (after deductions for charges but before tax)	12.71%
Market Index Annual return (reflects no deductions for charges and tax)	12.16%

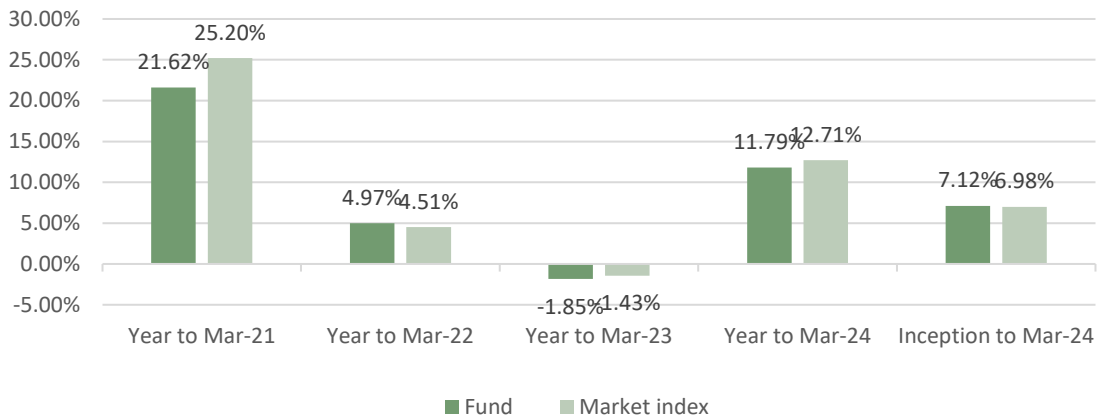
The Market Index is the Morningstar® Target Allocation Index™: Balanced Multisector for New Zealand, non-New Zealand Fixed Interest 100% hedged to NZD<sup>2</sup>. The index is gross of dividends and tax except for International Equities and International Listed Properties, which are gross of dividends after deducting the tax withheld.



Additional information about the index is available on the offer register at [www.business.govt.nz/disclose](http://www.business.govt.nz/disclose) (search Offers, using Offer OFR10780, Documents, Other Material Information).

See Note 2 for further information on the market index.

### Annual Return Graph



This shows the return after fund charges and tax for each year ending 31 March since the fund started. The last bar shows the average annual return since the fund started, up to 31 March 2024.

**Important:** this does not tell you how the fund will perform in the future.

Returns in this update are after tax at the highest prescribed investor rate (PIR) of tax for an individual New Zealand resident. Your tax may be lower.



## What fees are investors charged?

Investors in the Pathfinder KiwiSaver Balanced Fund are charged fund charges. In the year to 31 March 2023 these were:

	% of net asset value
<b>Total fund charges*</b> (which are made up of)	1.16%
<b>Total management and administration charges:</b> Including-	1.16%
Manager's basic fee	1.10%
Other management and administration charges**	0.06%
Other charges (Administration and member fees)***	\$27 per investor per year

\* All amounts exclude any applicable GST

\*\* Other management and administration charges comprise fees paid by the Fund for its investment in the related funds, Pathfinder Green Bond Fund, and the Alvarium Sustainable Income Fund. It also relates to its past investment in the Alvarium Private Credit Fund, a related fund, which the Fund is no longer holding.

\*\*\* Member fees are not applicable for members under 18 years old or members whose account balance is below \$1,000.

**Performance fees and individual action fees:** There are no performance fees or individual action fees.

Small differences in fees and charges can have a big impact on your investment over the long term.

## Example of how this applies to an investor

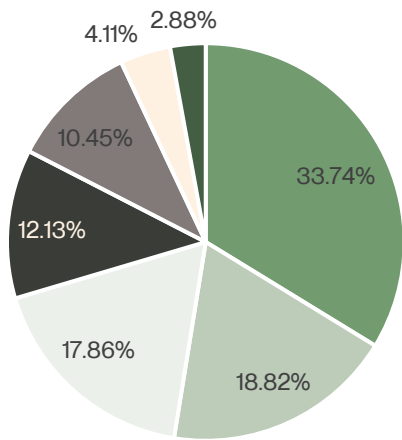
Tara had \$10,000 in the fund at the start of the year and did not make any further contributions. At the end of the year, Tara received a return after fund charges were deducted of \$1,271 (that is 12.71% of her initial \$10,000). Tara also paid \$27 in other charges. This gives Tara a total return after fees, charges and tax of \$1,152 for the year.



## What does the fund invest in?

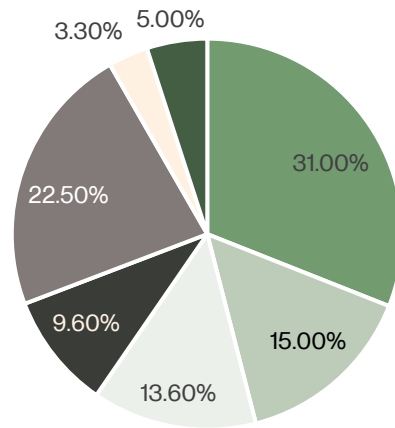
This shows the type of assets that the fund invests in.

Actual investment mix<sup>3</sup>



- International equities: 33.74%
- New Zealand fixed interest: 18.82%
- Australasian equities: 17.86%
- Cash and Cash equivalents: 12.13%
- International fixed interest: 10.45%
- Listed property: 4.11%
- Other: 2.88%

Target investment mix



- International equities: 31.00%
- New Zealand fixed interest: 15.00%
- Australasian equities: 13.60%
- Cash and Cash equivalents: 9.60%
- International fixed interest: 22.50%
- Other: 5.00%



## Top 10 investments

Name	% of fund net assets	Type	Country	Credit rating
Cash at Bank – NZD – Westpac	8.73%	Cash and cash equivalents	NZ	AA-
Microsoft Corporation	2.23%	International equities	US	N/A
Kiwibank bond 20/09/2024	2.04%	New Zealand fixed interest	NZ	A+
NVIDIA Corp	2.03%	International equities	US	N/A
Cash at Bank – USD – Westpac	2.02%	Cash and cash equivalents	US	AA-
Kapstream Absolute Return Income Plus Fund	1.98%	International Fixed Interest	AU	N/A
Asml Holding Nv	1.71%	International equities	NL	N/A
Infratil Ltd	1.64%	Australasian equities	NZ	N/A
Lam Research Corp	1.47%	International equities	US	N/A
QBE Insurance Group Ltd	1.17%	International equities	US	N/A

The top 10 investments make up 25.02% of the net asset value of the fund.

**Currency hedging:** Changes in the value of the NZ dollar relative to other currencies can have a big impact on your investment over the long term. The target currency hedging is 50% of non-NZD equity exposure and 100% of non-NZD fixed interest exposure (actual hedging level at 31 March 2024 was 48.54% of the foreign currency exposure (this will change over time)). Total unhedged foreign exposure is 31.00% of the net asset value at 31 March 2024 (this will change over time).

## Key personnel

Name	Current position	Time in position	Previous position	Time in position
John Berry	Chief Executive Officer	15 years	Deutsche Bank - Consultant	5 years
Wayne Ross	Chief Investment Officer	0 years 2 months	Newton Ross – Founder and Director	20 years
Kent Fraser	Chair of Investment Committee	7 years 6 months		

- Wayne Ross has recently been appointed as Chief Investment Officer and has not been named in a previous fund update for this fund.

## Further information

You can also obtain this information, the PDS for Pathfinder Investment Funds, and some additional information from the offer register at [www.business.govt.nz/disclose](http://www.business.govt.nz/disclose)

### Notes:

- Risk indicator:** This risk indicator is not a guarantee of a fund's future performance. Market index returns as well as the fund's actual returns have been used to fill in the risk indicator because the risk indicator is calculated using returns data for the five-year period ending on 31 March 2024. Market index returns have therefore been used for the period from 1 April 2019 to 23 July 2019 when the fund was not in existence or available for investors, and actual fund returns have been used since then. As a result of those returns being used, the risk indicator may provide a less reliable indicator of the potential future volatility of the fund. While risk indicators are usually relatively stable, they do shift from time to time. The risk indicator will continue to be updated in future fund updates.
- The market index changed on 1 December 2021. The previous index was a weighted composite benchmark index as described in the SIPO ("3. Investment objective and benchmark") dated 29 June 2023. The new index is independently administered and widely used to compare funds in New Zealand. The manager also considers that the new market index is more appropriate for measuring changes in the market in relation to returns on the assets that the Fund invests in. As a result, the market index annual return is calculated using the previous market index for the period since Fund inception to 30 November 2021 and the new market index from 1 December 2021.
- Actual Investment Mix - Other:** Other assets are direct investments that are unlikely to be stock exchange listed. These can include investments known as 'impact investments', 'venture capital', 'private equity', and carbon credits. This category also includes unlisted property, such as direct ownership in property or ownership of property companies that are not listed on a stock exchange.





0800 ETHICAL (384 4225)  
pathfinder.kiwi info@pathfinder.kiwi  
Level 37, PwC Tower,  
15 Customs St West, Auckland, 1010

Signatory of:

